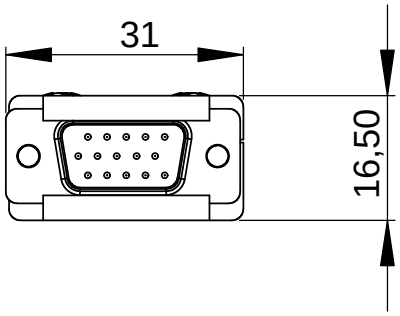

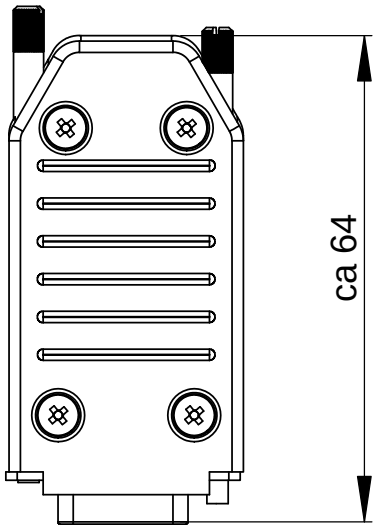

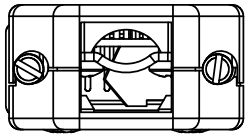

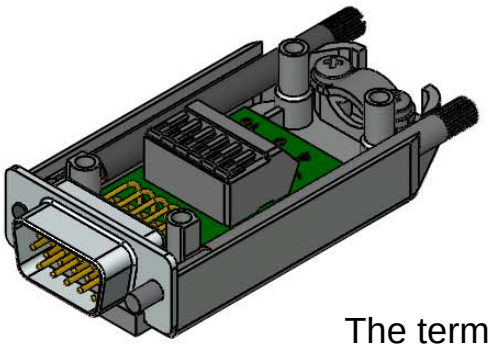

Clamping range of shielding clamp:

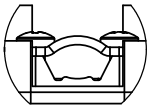

Screws 8 mm:
max. diameter of cable-shield: approx. 10,5 mm

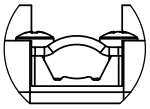

Screws 6 mm:
max. diameter of cable-shield: approx. ca 8 mm

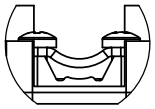

Screws 6 mm:
min. diameter of cable-shield: approx. ca. 3 mm

Housing:
Material: ABS, metallized
for indoor use
protection class IP 20
flammability class: UL 94 HB
terminal cross-section: max. 0,5 mm²/ AWG 20
cable clamp for strain relief
cladding diameter max. 10,5 mm

operating temperature range: -30 °C to +85 °C

no aggressive atmosphere
no potentially explosive atmosphere
no increased vibration

pin assignment :

Pin	Clamp
3	1
4	2
5	3
8	4
14	5
15	6

The terminal numbers are printed on the PCB.

(Verwendungsbereich)	(Zul. Abw.)	(Oberfläche)	Maßstab 1:1	(Gewicht)
	DIN ISO 2768-1m			

					Datum	Name
					30.03.2008	Knorr
					30.03.2008	Knorr
a	Temp. range	05.03.14	kn			

Benennung:
D Sub Connector HD15 6 pin
with cage clamp termination
Type HD15

Franz Knorr
Technische Lösungen
Beratzhausen

KnorrTec

Zeichnungsnummer:
A4 UPD10040000 .

Blatt 1
1 Blätter

Ers. für
Ers. durch: